

PORCELONA
G R O U P

SUBWAY
TILES

AVENUE
SERIES
100X300MM



www.porcelona.com

THE STORY OF SUBWAY TILES



We are thrilled to unveil our newest collection of subway tiles, crafted with passion and precision by the talented team at Porcelona Group. Elevate your space with the timeless elegance and contemporary flair of our stunning subway tiles.

AVENUE SERIES

PORCELONA
GROUP

300x100MM



We are thrilled to unveil our newest collection of subway tiles, crafted with passion and precision by the talented team at Porcelona Group. Elevate your space with the timeless elegance and contemporary flair of our stunning subway tiles.



TRANSFORM **YOUR HOME**



Revitalize your kitchen backsplash, create a captivating feature wall, or add a touch of sophistication to your bathroom – the possibilities are endless with Porcelona Group's subway tiles. Let your creativity soar as you bring your design dreams to life.

#PorcelonaGroup #SubwayTiles
#NewCollection #HomeDesign
#InteriorInspiration

EXPLORE THE COLLECTION



Visit our website or showroom to explore the full range of designs and discover the perfect subway tiles for your project. Our knowledgeable team is here to assist you every step of the way, from inspiration to installation.

Don't settle for ordinary – elevate your space with Porcelona Group's exceptional subway tiles. Make a statement that stands the test of time.



INDEX

Introducing our latest assortment of subway tiles, meticulously crafted with dedication and expertise by the skilled artisans at Porcelona Group. Transform your surroundings with the enduring sophistication and modern allure of our breathtaking subway tiles.



Areia



Light Green



Pantano



black



White



Sheel



Pewter



Graphite



Ash Blue




Jade



Beige

AVAILABLE
11 COLORS



Areia & light Green

FORMAT :
100X300MM

SURFACE :
GLOSSY & MATT



AVENUE
SERIES



Areia & Light Green



Pantano

FORMAT :
100X300MM



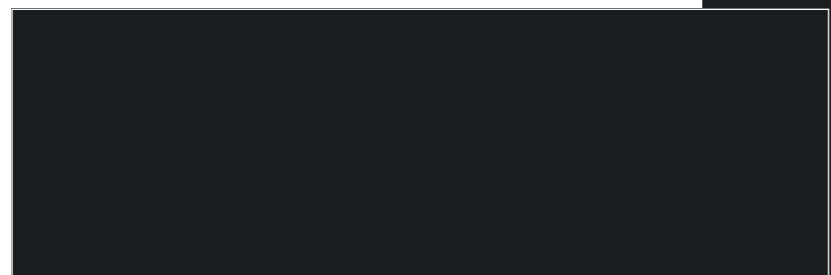
SURFACE :
GLOSSY & MATT



AVENUE
SERIES



Pantano



Black & White

FORMAT :
100X300MM

SURFACE :
GLOSSY & MATT





Black & White

SAMSUNG



Sheel

FORMAT :
100X300MM

SURFACE :
GLOSSY & MATT



AVENUE
SERIES



Sheel



Pewter

FORMAT :
100X300MM

SURFACE :
GLOSSY & MATT



AVENUE
SERIES



Pewter & Pantano



Graphite

FORMAT :
100X300MM

SURFACE :
GLOSSY & MATT



AVENUE
SERIES



Graphite



Ash Blue

FORMAT :
100X300MM

SURFACE :
GLOSSY & MATT



AVENUE
SERIES



Ash Blue



Jade

FORMAT :
100X300MM

SURFACE :
GLOSSY & MATT



AVENUE
SERIES



Jade



Beige

FORMAT :
100X300MM

SURFACE :
GLOSSY & MATT



AVENUE
SERIES



Beige

STANDARD ICONS



POST-CONSUMER
RECYCLED MATERIALS



PRE-CONSUMER
RECYCLED MATERIALS



REVEAL IMAGING

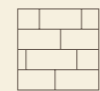
VISIT DAL TILE.COM TO LEARN MORE ABOUT ALL OUR TECHNOLOGIES.

SHOPPERS GUIDE ICONS

APPLICATION



FLOOR



WALL



COUNTERTOP



SHOWER
FLOOR



EXTERIOR
FLOOR



EXTERIOR
WALL

*EXTERIORS™ ONLY



EXTERIOR*

*EXCLUDES FLOOR
PANORAMIC ONLY

SPECIAL FEATURES



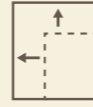
STEPWISE™



TRU-EDGE™



MADE IN
THE U.S.A.



LARGE
FORMAT



MOSAIC/
DECO



ENCAUSTIC



TERRAZZO



PAVER



CUSTOMIZE



FLEXFIT™

BENEFITS OF TILE ICONS

50% MORE
SLIP RESISTANT
THAN ORDINARY TILE¹

¹When compared to tile meeting ANSI standards.

STEPWISE™ Technology to confidently step anywhere with increased slip resistance over standard tile.



SLIP RESISTANT

Tile rated at a .42 DCOF or greater when wet will help keep your feet firmly planted on the ground.



WATERPROOF

Spills and puddles are no match for porcelain tile, even if they sit for awhile your floors are impervious to liquid.



STAINPROOF

Because of its low porosity, porcelain does not stain. Even coffee, wine and the muddiest messes cannot touch it.



DENTPROOF

With innate durability and exceptional strength, dents and dings are no longer a worry.



SCRATCH-RESISTANT²

²Applicable to products with Matte and Textured Finishes.

Naturally scratch-resistant, tile continues to look good even after years of heavy traffic.



FIRE-RESISTANT³

³Not Applicable to Heat-Mounted Mosaics.

Noncombustible, tile will not burn, melt or give off toxic fumes when it is exposed to fire.



INDOOR/OUTDOOR

Enjoy all your spaces with superior slip resistance for interior / exterior applications.




CLIMATEPRO™

Tile that won't freeze, fade or crack due to cold weather. Perfect for indoor / outdoor spaces.



SIMPLICLEAN™

All tile is easy to clean with a broom, vacuum or wet mop.



PORCELONA

G R O U P

www.porcelona.com



Follow Us On : 